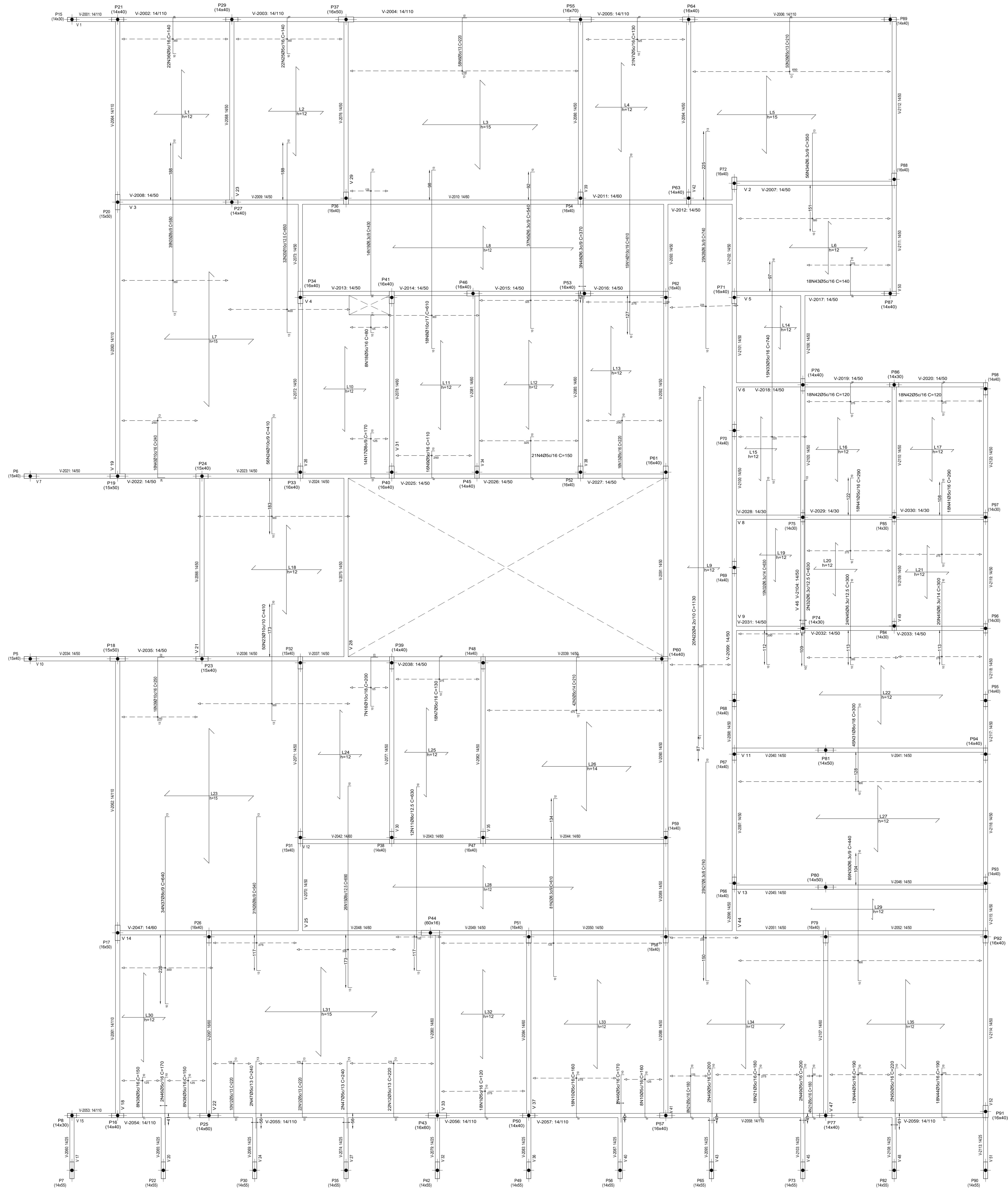
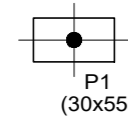
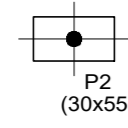
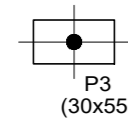
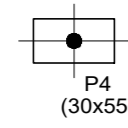


Resumo Aço			
Laje de Cobertura			
Armadura transversal superior	Comp. total (m)	Peso (kg)	Total
CA-50	Ø6.3	1961.9	481
	Ø8	1025.0	405
	Ø10	936.3	577
CA-60	Ø4.2	226.0	25
	Ø5	1155.3	181
Total			1669

Laje de Cobertura
Armadura transversal superior
Corte em geral
CA-50/CA-60
Escala: 1:50



Elemento	Pos.	Diam.	Q.	Dob. (cm)	Reta (cm)	Dob. (cm)	Comp. (cm)	Total (cm)	CA-50 (kg)	CA-60 (kg)
Armadura transversal superior	1	Ø6.3	81	10	588	12	610	49410	21.0	3.4
	2	Ø5	42	12	158	10	210	8520	13.8	4.9
	3	Ø5	21	6	134	10	150	3150	1.9	0.0
	4	Ø5	37	10	517	13	540	19980	48.9	20.0
	5	Ø6.3	37	10	517	13	540	19980	48.9	8.0
	6	Ø5	58	13	192	15	220	12760	20.0	6.5
	7	Ø5	39	10	114	6	130	5070	11.0	2.8
	8	Ø10	18	10	587	13	610	10980	67.7	18.5
	9	Ø5	16	6	94	10	110	1760	630	29.9
	10	Ø5	26	6	144	10	160	4160	1130	41.5
	11	Ø8	12	13	607	10	630	7560	35.4	70.8
	12	Ø5	54	15	192	13	220	11880	15.7	5.5
	13	Ø5	16	6	204	10	220	3520	56.4	11.0
	14	Ø10	15	10	590	10	610	9150	50.4	10.0
	15	Ø8	26	13	657	10	690	17940	6.6	9.4
	16	Ø10	7	10	167	23	200	1400	18.0	24.6
	17	Ø8	14	13	147	10	170	2380	41.5	4.8
	18	Ø5	8	10	59	11	80	640	14.7	8.5
	19	Ø6.3	14	9	408	13	430	6020	20800	28.2
	20	Ø10	32	13	627	10	650	20800	5400	24.6
	21	Ø5	30	6	164	10	180	5400	1130	26.3
	22	Ø4.2	20	10	1110	10	1130	22600	410	16.5
	23	Ø10	50	13	387	10	410	20500	387	41.5
	24	Ø10	56	10	387	13	410	22960	124	30.8
	25	Ø5	22	10	124	6	140	3080	31	66.1
	26	Ø8	31	13	514	13	540	16740	740	45.3
	27	Ø6.3	25	10	720	10	740	18500	17	26.2
	28	Ø6.3	25	10	717	13	740	18500	15	17.4
	29	Ø5	50	13	188	9	210	10500	56	8.0
	30	Ø6.3	89	10	420	10	440	39160	280	53.3
	31	Ø8	45	10	280	10	300	13500	610	11.0
	32	Ø6.3	17	10	610	10	630	10710	327	48.0
	33	Ø5	15	10	720	10	740	11100	39	89.3
	34	Ø6.3	56	10	327	13	350	19600	121	4.8
	35	Ø8	39	13	557	10	580	22620	22	3.8
	36	Ø5	22	10	121	9	140	3080	34	24.6
	37	Ø8	34	10	617	13	640	21760	16	23.7
	38	Ø5	16	7	133	10	150	2400	16	16.4
	39	Ø10	16	13	215	22	250	4000	4	6.8
	40	Ø10	16	24	203	13	240	3840	8	4.0
	41	Ø5	36	10	270	10	290	10440	31	9.2
	42	Ø5	36	10	104	6	120	4320	18	1.5
	43	Ø5	18	8	122	10	140	2520	4	1.1
	44	Ø5	31	17	163	10	190	5890	17	2.7
	45	Ø6.3	44	10	280	10	300	13200	3	1.3
	46	Ø5	4	10	160	6	170	680	4	0.7
	47	Ø5	4	13	227	240	960			
	48	Ø6.3	3	370	370	1110	200	800		
	49	Ø5	4	10	190	200	800			
	50	Ø5	2	10	210	210	440			
Total:								1462.0	206.0	24.6
								Ø4.2:	0.0	161.4
								Ø5:	0.0	0.0
								Ø6.3:	480.3	0.0
								Ø8:	404.7	0.0
								Ø10:	577.0	0.0
								Total:	1462.0	206.0

LAJES

ARCOVERDE - PE

ENDEREÇO: RUA EDILDO SIMÕES DA ROCHA, 93-95 - SÃO MIGUEL
 PROPRIETÁRIO: SEÇÃO JUDICIÁRIA DE PERNAMBUCO
 Auto de Projeto: Eng.º Cel.º Leão Genêro Branco - CREA Nº 1.789-DPI
 Resp. Técnico:

Propriedade:
 Auto de Projeto: CREA Nº 1.789-DPI
 A.T. CREA/P

CREA

LAJES DA COBERTURA

PRINCÍPIO	EDIFÍCIO DE USO PÚBLICO - JUSTIÇA FEDERAL	TÍPO
04/16	ARMADURAS TRANSVERSAIS SUPERIORES - NEGATIVAS	ESTR.
Rev. 04/2022	Desenho: Luan	Escala: 1:50